



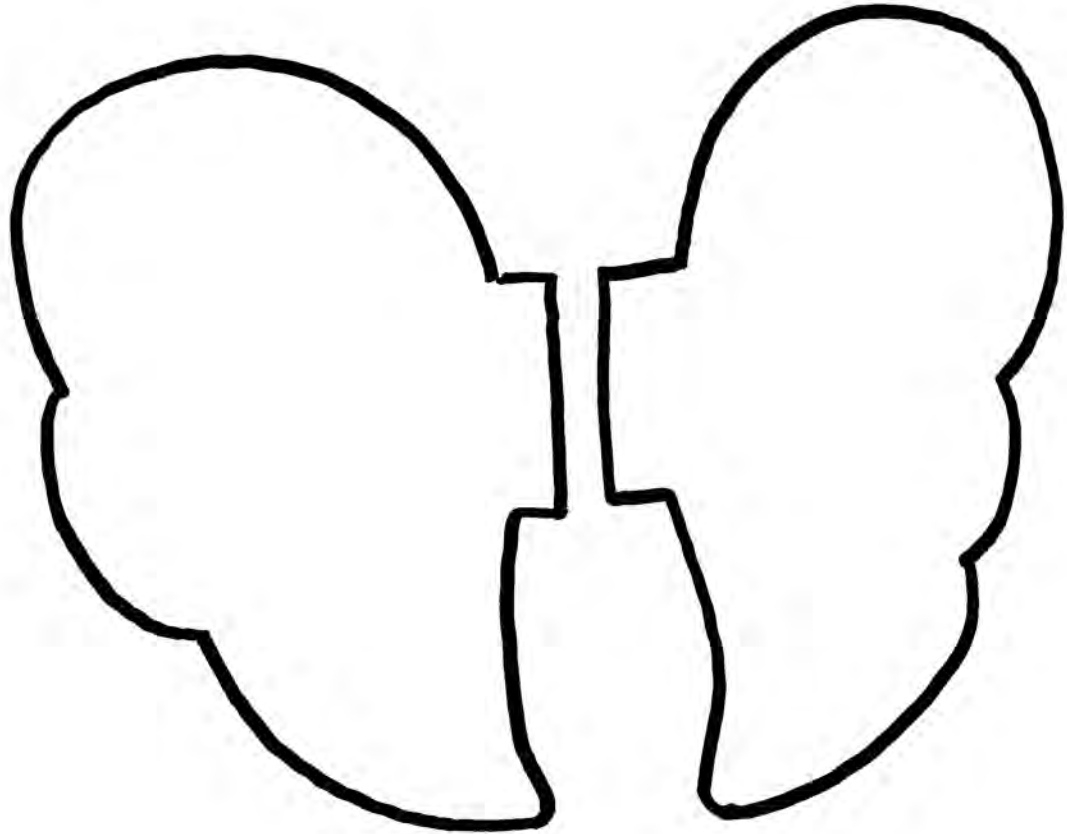
## Cross Preschool/Kindergarten Teacher's Packet

<i>Title of Poster</i>	<i>To be Used in Session</i>	Items that are noted as “In File” appear as such and may be printed. <i>Other items from the Teacher’s Packet were originally printed with permission from outside sources. The permission to print has been discontinued. We have provided links so that classes may view these online.</i>
<b>UNIT I</b>		
Ruth and Naomi	I.1	In File
Ruth and Naomi figures	I.1	In File
Ruth, Boaz and Obed	I.2	In File
Ruth, Boaz, Obed, Jesse, David pictures	I.2	In File
David Protecting the Flock	I.3	In File
Sheep Outline	I.3	In File
David and Goliath figures	I.4	In File
David and Goliath Picture	I.4	In File
Lyre	I.5	In File
David with Lyre	I.6	In File
Psalm verses (4)	I.6	In File

David as King	I.7	In File
Solomon's Temple	I.8	In File
Modern Saints	I.9	In File
<b>UNIT II</b>		
Angel	II.1	In File
Angel Wings pattern	II.1	In File
Angel Tracing pattern	II.2	In File
Finger paint recipe	II.3 and IV.7	In File
Nativity	II.4	In File
Jesus	II.6	In File
Jesus Teaching pattern	II.7	In File
Triptych	II.8	In File
Morning in the Tropics	II.8	In File
Jesus with Disciples (figures to cut apart)	II.9	In File
Jesus' Commandment	II.9	In File
Jesus with Disciples	II.9	In File
<b>UNIT III</b>		
Episcopal Shield	III.1	In File
Cross cutouts	III.1	In File
Cross outline Card	III.1	In File
Salt Clay recipe	III.1	In File
Church Interior (9)	III.3,4,5	In File
Cross, Altar	III.3,4,5	In File
Pulpit, Font, Lectern	III.3,5	In File
Empty font pattern	III.3	In File
Vested person pattern	III.3	In File
Candles	III.4,5	In File
Play dough recipe	III.5	In File
Banner, Flag, Window,	III.5	In File

flowers (2), Angel carvings (2)		
Reredos	III.5	In File
Palm Sunday Procession	III.6	In File
Holy Week (4 pictures)	III.7	In File
Chalice, paten, cross patterns	III.7	In File
Easter	III.8, 9	In File
<b>UNIT IV</b>		
Psalm 150 (illustrated)	IV.1	In File
Venite line	IV.1	In File
A Scene viewed at Different Times of Day : Morning	IV.3	In File
A Scene viewed at Different Times of Day: Noon	IV.3	In File
A Scene viewed at Different Times of Day: Evening	IV.3	In File
A Scene viewed at Different Times of Day: Night	IV.3	In File
Children singing cutout	IV.3	In File
All Things Bright and Beautiful	IV.5	In File
Mobile circles (4)	IV.6	In File
Pentecost picture	IV. 9	In File







## FINGERPAINT RECIPE

5 cups hot water  
2 cups flour  
½ cup salt  
1/3 cup soap powder  
Tempra paint (4 Tbsp. of each of four colors)

Combine the water and flour and cook,  
stirring constantly for 15 minutes.  
Remove from heat, add soap powder and salt.  
Divide into 4 parts, adding 4 tablespoons  
Of tempra paint to each pint while the  
Mixture is still hot. Use different colors for each pint.





**J E S U S**

---


**J E S U S**

**Directions: Cut the Poster on the line. Use the second set of letter from the detached strip to prepare five cards—each with an individual letter on it. The letter cards will be used as part of the Gathering activity for Session II.6**










**Love one another,  
as I have loved you.**



DIRECTIONS: Cut the figures apart and mount each one on sturdy cardboard.  
(There are 12 disciples, Jesus, and a tree with a stone at the base.) These will be used for the game in Session II.9.



Peter John Simon JUDas James Thaddeus James Andrew Thomas Philip Matthew Bartholomew