





## Shell Preschool/Kindergarten Teacher's Packet

<i>Title of Poster</i>	<i>To be Used in Session</i>	Items that are noted as “In File” appear as such and may be printed. <i>Other items from the Teacher’s Packet were originally printed with permission from outside sources. The permission to print has been discontinued. We have provided substitutes that may be printed or links that may be viewed on line.</i>
<b>UNIT I</b>		
Light and Darkness	I.1	In File
Water, Sky and Earth	I.2-7	In File
Star Chart	I.4	In File
Flowers, sun, moon	I.3,4	In File
Sea Creatures and Birds	I.5	In File
Land Creatures	I.6	In File
People,	I.7	In File
Sequence poster (7 files)	I.8	In File
<b>UNIT II</b>		
Angels patterns	II.1	In File

Mary Joseph and their Journey	II.3	In File
Temple pattern	II.6	In File
Storm on the Sea of Galilee	II.8	<a href="http://www.rembrandtonline.org/Christ-In-The-Storm-On-The-Sea-Of-Galilee-large.html">http://www.rembrandtonline.org/Christ-In-The-Storm-On-The-Sea-Of-Galilee-large.html</a> OR print Dore picture in B&W In File
<b>UNIT III</b>		
Baptism of Our Lord	III.1	In File
Dove pattern	III.1	In File
Clergy and Baby cutout	III.3	In File
A Church Interior	III.2-4,9	In File
Font pattern	III.2,3,4	In File
Cross poster	III.7	In File
Hidden Cross pattern	III.7	In File
Paschal Candle	III.9	In File
Butterfly pattern	III.9	In File
<b>UNIT IV</b>		
People Praying Long Ago	IV.1	In File
Long Ago, People Ate and Thanked God	IV.1	In File
Bell pattern	IV.1	In File
People Worshiping today	IV.1,2	In File
We give God Thanks and Praise	IV.1,2	In File
Pipe Cleaner puppets instructions	IV.2	In File
People figures patterns	IV.2,8	In File
Church Outline	IV.2,8	In File



B. Tull 93c







The Font is to be cut out and used to the foreground of the poster of a church interior. (Base of Font should be even with the bottom line of the poster.)



Cut out clergy  
person and baby and  
place by the font  
(at bottom of poster).






# Hidden Cross

△	△	●	△	△
△	△	●	△	△
●	●	●	●	●
△	△	●	△	△
△	△	●	△	△
△	△	●	△	△
△	△	●	△	△

△ color yellow   ● color blue








This Paschal candle may be added to the poster of the church interior, at the bottom beside the font and clergy person.  
(Use with STORY or with WONDERING, if appropriate for your congregation.)


III.9 (Optional)





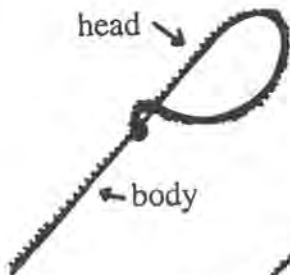




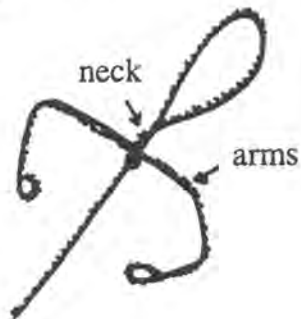




## Pipe Cleaner Puppets



Using one pipe cleaner, bend the top around to form a head. Twist around.



Bend 2nd pipe cleaner in half. Twist around body, bend at shoulders, elbows, and wrists. Hands may be formed.



3rd pipe cleaner becomes the legs. Fold in half and twist around body at point where arms are attached. Twist remainder of body around arm and leg.

